

1. Technical Specifications

Product type	Bluetooth Switch (Flush mount)
Mains voltage	220 - 240VAC 50Hz
Rated load	400VA(Capacitive); 800W(Resistive)
Stand-by power	<0.5W
Operation frequency	2.4 GHz - 2.483 GHz
Transmission power	4 dBm
Range (Typical)	10 - 30m
Protocol	Bluetooth 5.0 SIG Mesh
Operation temperature	Ta: -20°C - +45°C
Case temperature (Max.)	Tc: +75°C
Storage temperature	-20°C - +60°C
Max. relative humidity	20 - 90%
IP rating	IP20
Impulse withstand voltage	2.5kV
Duty type	S1
Insulation material	PTI material group IIIa
Glow wire	level 3, 850°C
Protection	Built-in protection provide
Type of switch	Single load(single-pole disconnection)
Insulation	Class II Pollution degree 2
EMC standard (EMC)	EN55015, EN61547, EN61000-3-2, EN61000-3-3
Safety standard (LVD)	IEC 61058-1, EN 61058-1, IEC 61058-1-2 EN 61058-1-2, AS/NZS 61058.1
Radio Equipment (RED)	EN300 328, EN301489-1, EN301489-17, EN62479

2. Download the App

Free App for set-up and commissioning



Smartphone app for both
iOS & Android platform



Web app/platform:
www.iot.koolmesh.com



3. Dimming Interface Operation Notes

Switch-Dim

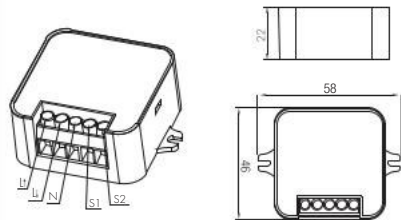
The provided Switch-Dim interface allows for a simple dimming method using commercially available non-latching (momentary) wall switches. Detailed Push switch configurations can be set on Koolmesh app.

Switch Function	Action	Descriptions
Push switch	Short press (<1 second) * Short press has to be longer than 0.1s, or it will be invalid.	- Turn on/off - Turn on only - Turn off only - Recall a scene - Exit manual mode - Do nothing
	Double push	- Turn on only - Turn off only - Exit manual mode - Recall a scene - Do nothing
	Long press (≥1 second)	- Dimming - Colour tuning - Do nothing
Simulate sensor	/	- Upgrade a normal on/off motion sensor to a Bluetooth controlled motion sensor

4. Installation

⚠ Warnings:

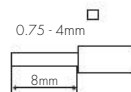
1. Installation must be carried out by a qualified engineer in accordance with local regulations.
2. Disconnect power supply before installing.
3. Ensure environmental conditions are suitable for electronic equipment

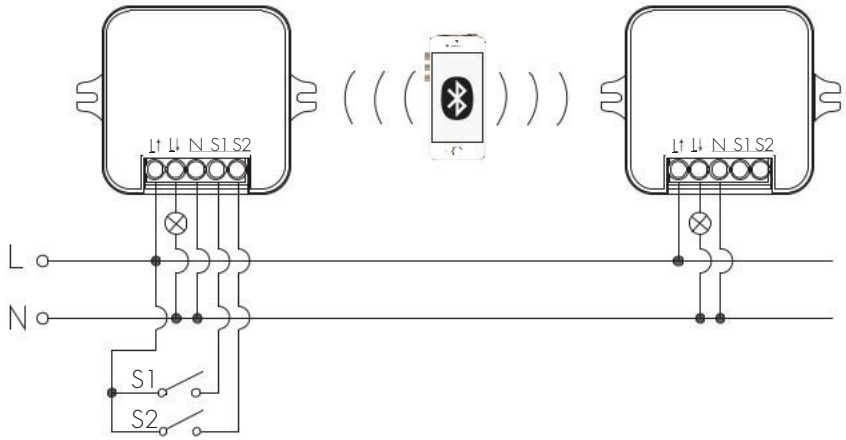


Wire Preparation



Rising clamp terminal.





5. Additional Information / Documents

1. To learn more about detailed product features/functions, please refer to www.hytronik.com/download ->knowledge ->Introduction of App Scenes and Product Functions
2. Regarding precautions for Bluetooth product installation and operation, please kindly refer to www.hytronik.com/download ->knowledge ->Bluetooth Products - Precautions for Product Installation and Operation
3. Data sheet is subject to change without notice. Please always refer to the most recent release on [www.hytronik.com/products/bluetooth technology](http://www.hytronik.com/products/bluetooth%20technology) ->Bluetooth Sensor ->Receiver Nodes
4. Regarding Hytronik standard guarantee policy, please refer to www.hytronik.com/download ->knowledge ->Hytronik Standard Guarantee Policy